

120W Contractor series Wall Pack

Semi cut-off, DLC listed

Value priced with a traditional look - Ideal for exterior security and entryway lighting



LM80 tested
Lumiled light engine

Rugged borosilicate
glass

Prismatic glass
for optimal
diffusion

Die-cast
aluminum body



Purpose built
driver inside

Durable anodized
finish (Bronze)

Photocell
ready

TECHNICAL DATA



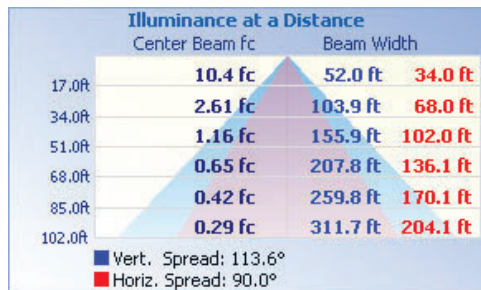
LIGHT SPECIFICATIONS

Lumens	13,725
Efficacy	123.65 lm/W
CCT	4000K
CRI	83.8
Dimmable	Yes
Rated hours	50,000
Warranty	10-year

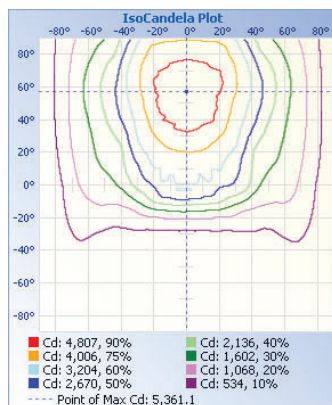
APPROVALS AND LISTINGS

cUL	E482965
DLC	PL8MCUL0Z2FX

ILLUMINANCE AT A DISTANCE



ISOCANDELA PLOT



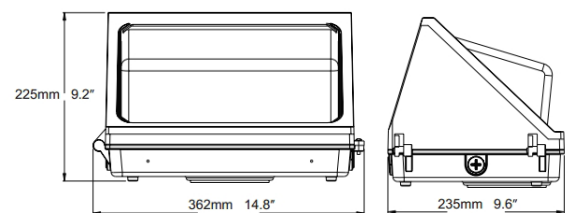
ELECTRICAL

Wattage	120W
Voltage	347V
Power factor	0.96
THD	12.28%
Operating temp	-40 to 40°C

CONSTRUCTION

Housing	Aluminum Borosilicate Glass
Finish	Multi-coat powder
Colour	Bronze
IP rating	IP65
Weight	13.38 lbs
Carton qty	1
Carton size	430 x 295 x 290 mm

DIMENSIONS



Western Canada Warehouse: 121-1647 Broadway Street, Port Coquitlam, BC V3C 6P8 | ordersbc@csc-led.com