

NEMA 4X Vapour Tight

Power Selectable | Colour Selectable | 120-347V

Ideal for parking garages, car washes, industrial applications, food processing plants, paint shops, and other harsh environments



NEMA 4X



One Piece Gear Tray
for quick access to driver
and accessories

Stainless Steel
Spring Clips



Colour Selectable
3500K / 4000K / 5000K



120-347V Driver

Polycarbonate
Low Glare Lens

Power Selectable
30W / 45W / 60W



1/2" NPT Entry



Accessories (Ordered Separately): Microwave Motion Sensor (MS01-MW-HW-DC), Emergency LED Driver (BLD-YT08D)



MS01-MW-HW-DC



BLD-YT08D

TECHNICAL DATA



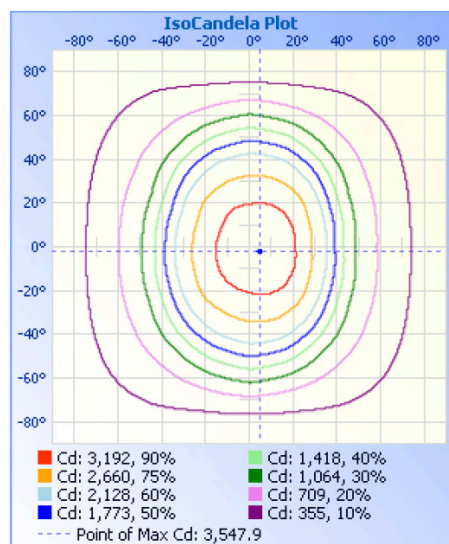
LIGHT SPECIFICATIONS

Lumens	7,800 lm
Efficacy	130 lm/W
CCT	3500K / 4000K / 5000K
CRI	84
Dimmable	0-10V
Life	50,000 hrs
Warranty	5-year

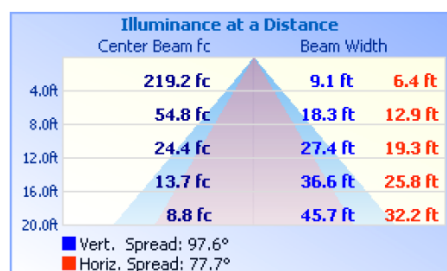
APPROVALS AND LISTINGS

ETL	5001780
DLC	S-ZA1MJ8, S-RHP140, S-HG5A9L

ISOCANDELA PLOT



ILLUMINANCE AT A DISTANCE



ELECTRICAL

Wattage	30W / 45W / 60W
Voltage	120-347V
Current	0.75A
Power Factor	0.96
THD	15.8%
Operating Temp	-40 to 40°C

CONSTRUCTION

Housing	Polycarbonate
Finish	White/Grey
Length	4 ft
IP Rating	IP66
Product Dimensions	46.7 x 4.2 x 3.3 in
Carton Dimensions	47.6 x 9.4 x 8.3 in
Master Carton Qty	4
Carton Qty	1
Master Carton Gross Weight	26.45 lbs

ACCESSORIES (Ordered Separately)

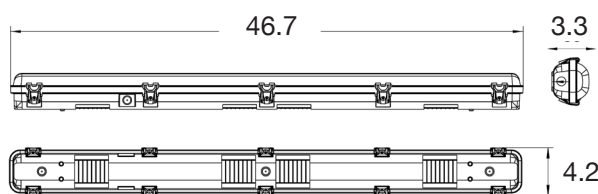
Motion Sensor	MS01-MW-HW-DC
Emergency LED Driver	BLD-YT08D



MS01-MW-HW-DC

BLD-YT08D

DIMENSIONAL DRAWING (IN)



HEAD OFFICE: 8 - 540 Jamieson Pkwy, Cambridge, ON, N3C 0G5 | orders@csc-led.com | (519) 880 - 9833