

GL01 Grow Light

660W | Full Spectrum | 1651 $\mu\text{mol/s}$ | 120-347V

Perfect for green house applications, cannabis and crop cultivation, vertical farming, and all other high performance, full spectrum grow light applications



Full Spectrum Output
with optimized uniformity

IP65 Rated
for wet/damp locations

120-347V Driver
with 4kV surge protection

Passive Cooling
with no high
maintenance fans

High Output
Lumiled Diodes

Superior Thermal
Management



AC Parallel Connector Cable
Connects Fixtures for Daisy
Chain Power Configuration
(sold separately)

* A maximum of 3 fixtures can be used in parallel

TECHNICAL DATA



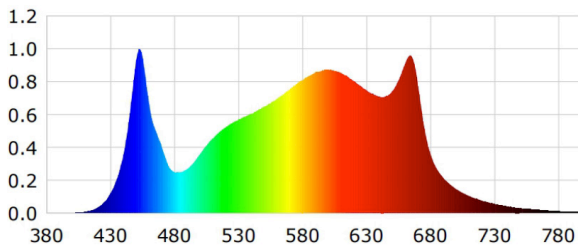
LIGHT SPECIFICATIONS

PAR	1,651 $\mu\text{mol/s}$
Efficacy	2.5 $\mu\text{mol/J}$
CCT	Full Spectrum
CRI	>80
Beam Angle	120°
Dimmable	0-10V
L70 Life	>54,000 hrs
Warranty	5-year

APPROVALS AND LISTINGS

cETL	5001854
DLC	H-0002551

SPECTRAL GRAPH



PHOTOMETRIC PARAMETERS

Photosynthetic Efficacy	2.5 $\mu\text{mol/J}$
Energy Efficiency Class	A++ (EU 874-2012)
PPF	1779.648 $\mu\text{mol/s}$
PF2	694.732 $\mu\text{mol/s}$ (500~600nm)
PFfr	58.820 $\mu\text{mol/s}$ (700~800nm)
PPE	2.609 $\mu\text{mol/s}$
PF	1838.547 $\mu\text{mol/s}$
Radiant Power	381.443
R/B	2

ELECTRICAL

Wattage	660W
Voltage	120-347V
Surge Protection	4kV
Auxiliary	12V
Power Factor	0.97
THD	8.1%
Operating Temp	-40 to 50°C

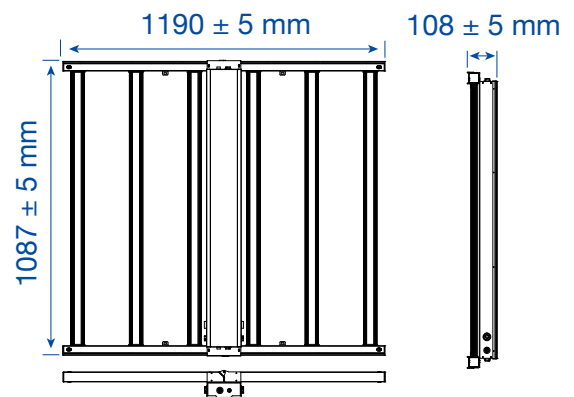
CONSTRUCTION

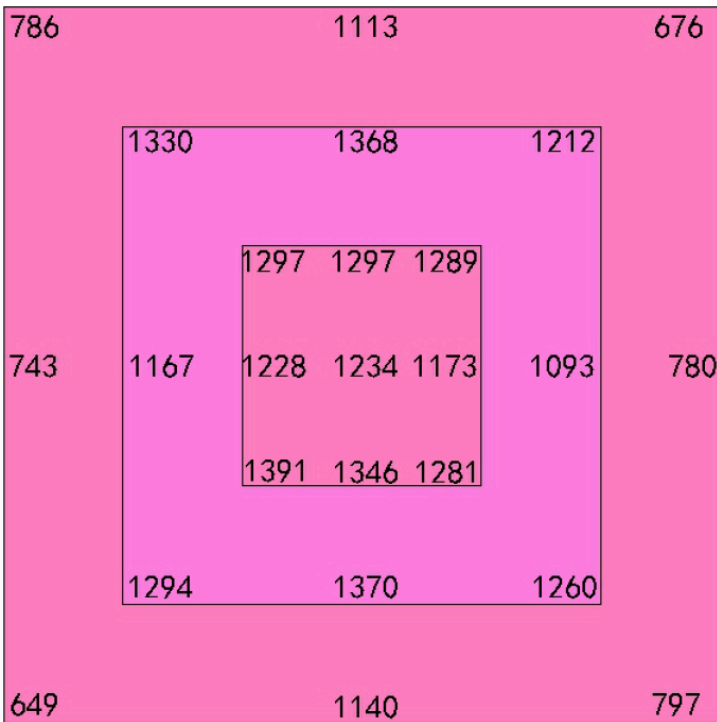
Housing	Extruded Aluminum
Finish	Powder Coat
Finish Colour	Dark grey
IP Rating	IP65
Net Weight	15 kg
Gross Weight	19 kg
Carton Qty	1
Carton Dimensions	1190 x 860 x 140 mm

ACCESSORIES (SOLD SEPARATELY)

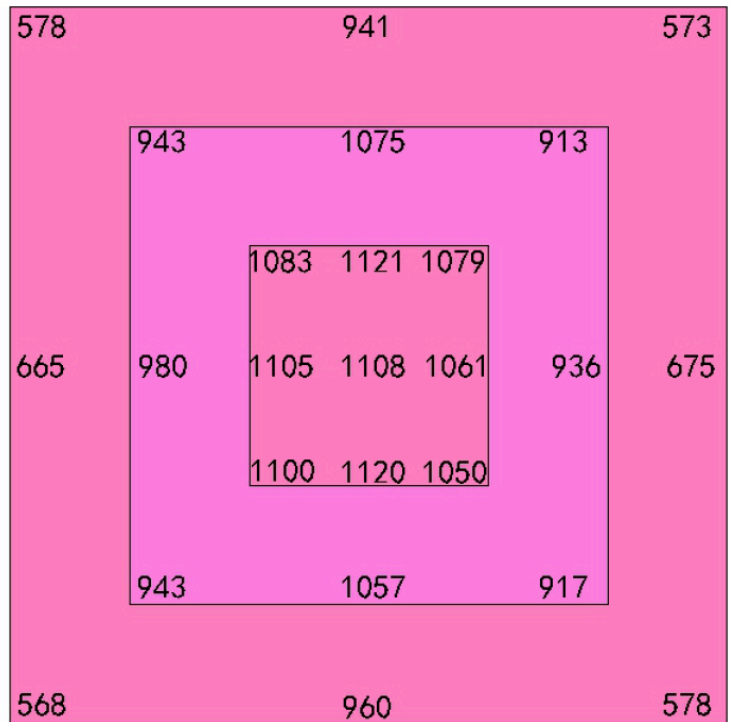
AC Parallel Connector Cable	GL01-PCC-KIT
-----------------------------	--------------

DIMENSIONS

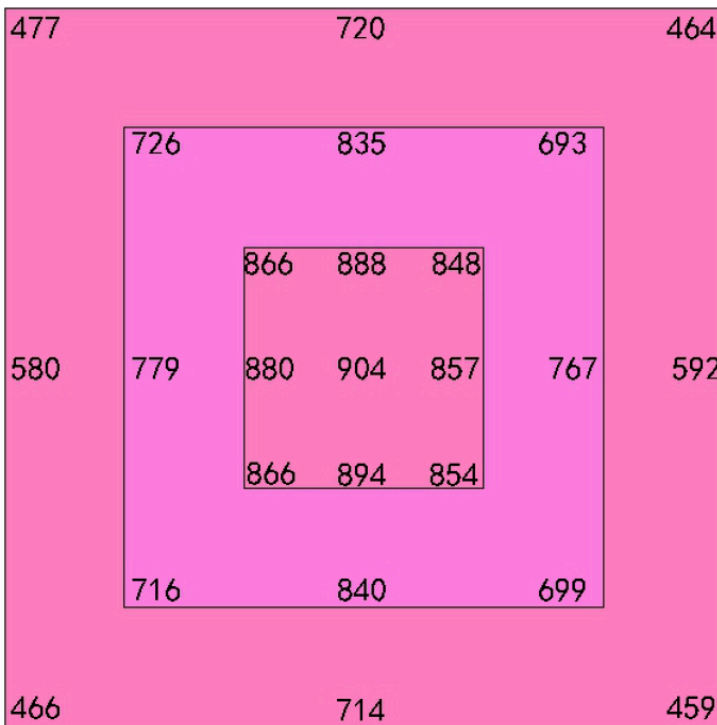




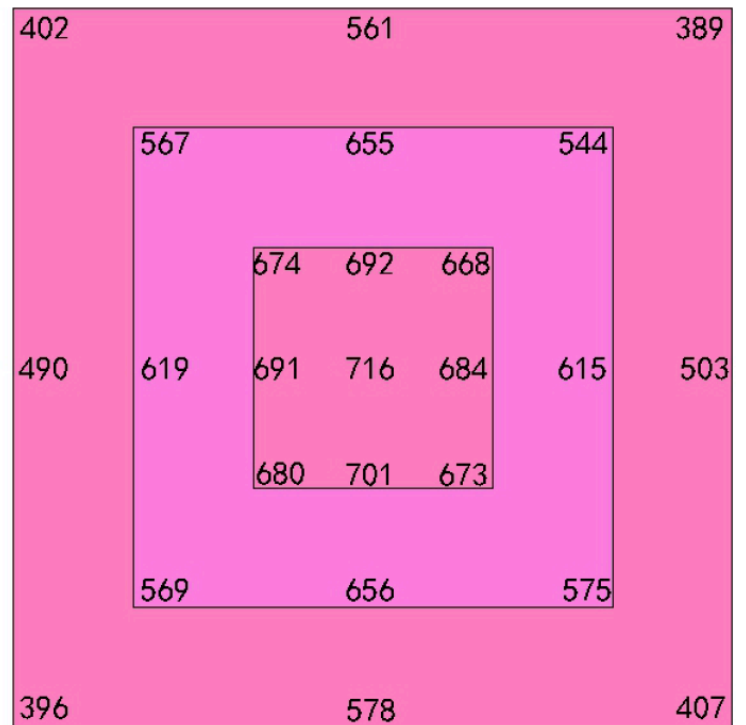
660W 6"/152mm Height



660W 12"/305mm Height



660W 18"/457mm Height



660W 24"/609mm Height