



1 - 888 - 900 - 9885 | info@csc-led.com
www.csc-led.com

CALLING ALL DISTRIBUTORS

Sign up for an account on our
Online Distributor Portal

DON'T HAVE AN ACCOUNT?

Signing up is quick and easy!

- 1 Visit www.csc-led.com
- 2 Click "Sign Up" in the top right corner
- 3 Receive your approval email from our team within 24 hours

DISTRIBUTOR PORTAL PERKS



FREE nationwide shipping
on all orders over \$250**



Place your orders from anywhere, at any time, on any device



Receive a **2% discount** on every order placed through our online portal



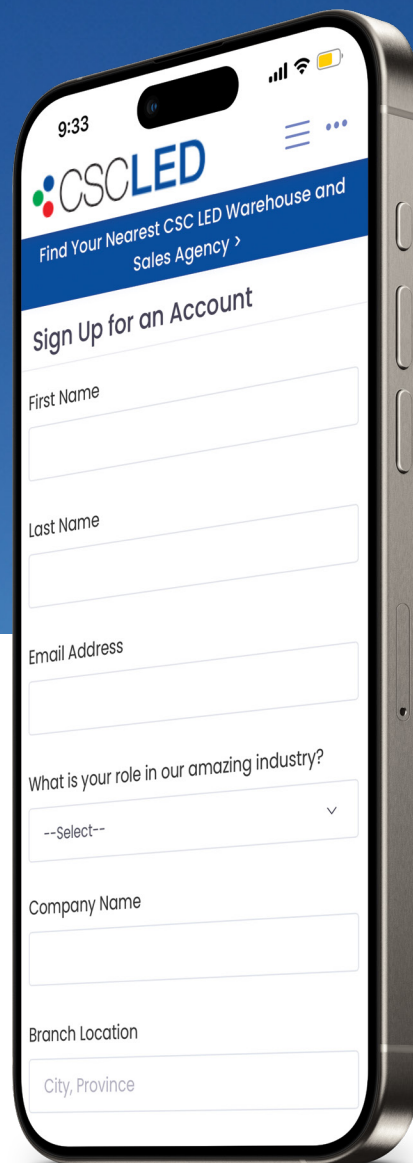
View order details, tracking numbers, previous orders, and more



View **live inventory counts** in all 3 of our warehouses, including incoming shipment ETAs and branch transfers



SCAN HERE
to sign up!



CALLING ALL CONTRACTORS

Yet Another Reason To Choose CSC LED

Earn points when you purchase CSC LED products from your preferred electrical wholesaler.

Easily redeem your points online for awesome prizes and gift cards!



Start earning Rewards today!
Scan the QR code or visit
www.csc-led.com/rewards



Log In

Sign in to our website.



Upload Packing Slip

Use your mobile device to quickly take a picture of your [packing slip](#) or [invoice](#), and upload it.



Earn Points

Earn points on CSC LED products purchased from your preferred electrical wholesaler.



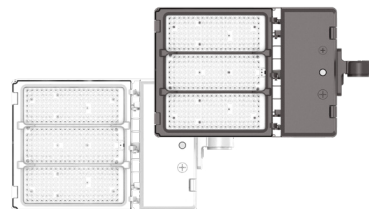
Gain Rewards

Within your account, go to the CSC LED [rewards shop](#) and cash in your points for gift cards and more.

Register with **CODE: LINECARD2024** for 2000 bonus points!

Flood / Area Lights

FL05 Series



FLEX Series Flood / Area Lights

The successor to our best-selling FL04B Concorde series Flood / Area Lights! Power and colour selectable, available in bronze, black, and white*. A variety of accessories available including easy field-interchangeable optics (sold separately). Photocell and motion sensor ready.



| | |
|---------|---|
| Watts | Selectable (60W/80W/100W), (100W/125W/150W)*, (180W/210W/240W), (260W/280W/300W)*, (350W/400W/450W) |
| Voltage | 120-347V |
| CCT | Selectable (30K/40K/50K) |
| DLC | Premium |
| Lumens | 8825-40953 lm |

Choose Your Mount!

Available in Bronze, Black, White (sold separately)



Fixed Mount



Multi Mount



Pole Mount



Trunnion Mount



Yoke Mount

FL04B Series

CLEARANCE



Available in: Bronze, White*

Concorde Series

Quick-release, hinged access cover for control compartment. Pre-wired for optional motion sensor (sold separately).



| | |
|---------|-------------------------|
| Watts | 100W, 150W, 200W, 300W* |
| Voltage | 120-347V |
| CCT | 30K or 40K |
| DLC | Premium |
| Lumens | 13585-41344 lm |

FL04 Series

CLEARANCE



Available in: Bronze

Concorde Series

Complete with trunnion mount. Type III optics come standard (Type V available).



| | |
|---------|----------------|
| Watts | 240W, 300W |
| Voltage | 277-480V |
| CCT | 40K or 50K |
| Lumens | 31053-36705 lm |

FL02 Series

CLEARANCE



Available in: White

Streamline Series

Ideal for landscape lighting, architectural flood lighting, and interior wall washing.



| | |
|---------|----------|
| Watts | 20W |
| Voltage | 120-277V |
| CCT | 40K |
| Lumens | 2370 lm |

Flood / Area Lights

FLM02 Series



Available in: Bronze

Mini Flood Lights

Ideal for landscaping, patio and security lighting, building facades, signs, and more.



| | |
|---------|---|
| Watts | 15W*, Selectable (20W/30W/50W), (55W/70W/80W) |
| Voltage | 120-277V*, 120-347V |
| CCT | 40K*, Selectable (30K/40K/50K) |
| DLC | Premium |
| Lumens | 1856-11270 lm |

FLM Series

CLEARANCE



Available in: Bronze

Mini Flood Lights

Ideal for landscaping, patios, security lighting, signs, and more. Features a built-in photocell.



| | |
|---------|--------------------------------------|
| Watts | 15W*, Selectable (21W/24W/27W/30W)** |
| Voltage | 120-277V |
| CCT | 40K*, Selectable (30K/40K/50K) |
| DLC | Premium** |
| Lumens | 1603-4141 lm |

PTA02 Series



Available in: Bronze

Pole Top Area Lights

Suitable for use with up to 2.75" OD poles and complete with a high efficiency Type V optic lens.



| | |
|---------|---------------------------|
| Watts | 35W, 55W, 75W, 100W, 150W |
| Voltage | 120-347V |
| CCT | Selectable (30K/40K/50K) |
| DLC | Premium |
| Lumens | 4174-18747 lm |

Downlights

SP01B Series



Available in: Black

Sports Stadium Lights

Now available in more wattages and 120-347V! Complete with Yoke Mount.



| | |
|---------|-------------------|
| Watts | 500W, 750W, 1000W |
| Voltage | 120-347V |
| CCT | 50K |
| DLC | Premium |
| Lumens | 69937-148772 lm |

CDL02 Series

WHILE SUPPLIES LAST



Available in: Silver

CDL02 Series Commercial Downlights

Energy Star rated with 0-10V dimming and a built-in junction box. All models feature 120-347V universal driver with 4kV surge protection. Reflectors required for installation and are sold separately.



| | |
|---------|--|
| Watts | 15W, 20W, Selectable (27W/34W/40W)* |
| Voltage | 120-347V |
| CCT | Selectable (30K/40K/50K), (30K/35K/40K)* |
| Lumens | 1050-3000 lm |



Achieve your custom look by choosing from our 5 reflector options

Accessories (Sold Separately):

4" Round Reflector, 4" Square Reflector, 4" Round Wall Wash Reflector, 6" Round Reflector, 8" Round Reflector



CLEARANCE: Limited Quantity
Comes with 1-year manufacturer warranty

www.csc-led.com | info@csc-led.com

3

Hazloc / Explosion-Proof

EXPL Series



Available in: Orange

Linear Explosion-Proof

C1, D2, (Groups A, B, C, D),
UL844, UL1598, UL8750.

Yoke mount sold separately.



| | |
|---------|---------------|
| Watts | 40W, 80W |
| Voltage | 120-277V |
| CCT | 50K |
| Length | 2', 4' |
| Lumens | 5881-11202 lm |

EXPR Series



Available in: Orange

Round Explosion-Proof

C1, D2, (Groups A, B, C, D),
UL844, UL1598, UL8750.

Complete with Yoke Mount.



| | |
|---------|-----------------|
| Watts | 60W, 100W, 150W |
| Voltage | 120-277V |
| CCT | 50K |
| Beam | 110° |
| Lumens | 8870-23834 lm |

CES Series

CLEARANCE



Available in: White

Hazloc / Explosion-Proof


cUL 8750 rated for Class 1,
Div 2 groups A, B, C, D.

Instant on with no warm-up time.




| | |
|---------|----------|
| Watts | 100W |
| Voltage | 120-277V |
| CCT | 50K |
| Lumens | 11826 lm |

CHECK OUT Our Youtube Channel



Explore our Youtube Channel where you'll discover an array of informational content, including insightful product videos, unboxing experiences, an exclusive peek into our state-of-the-art Mobile Showroom, and much more!



High Bays

HB8 Series



Available in: Black, White**

HB8 Series High Bays

The successor to our best-selling HB7C High Bays! Now power and colour selectable, with select models available in white. Our shatterproof polycarbonate optics meet/exceed DLC 5.1 glare standards. Instant start and 0-10V dimmable.



| | |
|---------|--|
| Watts | Selectable (60W/80W/100W), (100W/120W/150W)**, (200W/220W/240W)**, (240W/270W/300W)* |
| Voltage | 120-277V*, 120-347V, 277-480V* |
| CCT | Selectable (30K/40K/50K) |
| DLC | Premium |
| Lumens | 9172-46362 lm |

A variety of accessories sold separately



LHB04 Series



Available in: White

LHB04 Series Linear High Bays

The successor to our best-selling LHB03 Linear High Bays, now power and colour selectable! Ideal for warehouses, factories, workshops, and more. An energy efficient replacement for traditional fluorescent fixtures and HID high bays.



| | |
|---------|---|
| Watts | Selectable (70W/90W/110W), (110W/130W/150W), (180W/200W/220W), (255W/275W/295W) |
| Voltage | 120-347V |
| CCT | Selectable (35K/40K/50K) |
| DLC | Premium |
| Lumens | 10318-46571 lm |

HB7C Series

WHILE SUPPLIES LAST



Available in: Black

HB7C Series High Bays

Our shatterproof polycarbonate optics meet DLC 5.1 glare standards. Variety of accessories available.



| | |
|---------|-------------------------------|
| Watts | 100W, 150W, 200W, 240W, 300W* |
| Voltage | 120-277V, 120-347V, 277-480V* |
| CCT | 40K, 50K |
| DLC | Premium |
| Lumens | 14398-40684 lm |

LHB03 Series

CLEARANCE



Available in: White

Linear High Bays

With shatterproof polycarbonate optics that meet DLC 5.1 glare standards. Mounting hooks included.



| | |
|---------|----------|
| Watts | 220W |
| Voltage | 120-347V |
| CCT | 40K |
| DLC | Premium |
| Lumens | 28850 lm |

CLEARANCE: Limited Quantity
Comes with 1-year manufacturer warranty

www.csc-led.com | info@csc-led.com

Panels / Troffers

PLP Series



Available in: White


PLP Series Panel Lights

These DLC Premium panel lights are colour selectable and power selectable.



| | |
|---------|--|
| Watts | Selectable (20W/30W/40W, (30W/40W/50W) |
| Voltage | 120-347V |
| CCT | Selectable (30K/35K/40K) |
| Size | 1'x4', 2'x2', 2'x4' |
| DLC | Premium |
| Lumens | 2606-6478 lm |

PLS Series



Available in: White

PLS Series Panel Lights

High performance, light-weight luminaires suitable for lay-in, surface, or pendant mounting. Ideal for use in schools, health care applications, offices, retail spaces, and more. Power selectable and 0-10V dimmable.



| | |
|---------|---|
| Watts | Selectable (20W/30W/40W), (30W/40W/50W) |
| Voltage | 120-277V*, 120-347V |
| CCT | 40K*, Selectable (35K/40K/50K) |
| Size | 1'x4'*, 2'x2', 2'x4' |
| DLC | Premium, Standard (40K, 120-277V) |
| Lumens | 2646-5909 lm |

"We have been using the PLP series and the feedback has been nothing but spectacular. This product line covers every option all in one unit."

- Verified purchaser



VOL Series



Power selectable models meet/exceed DLC 5.1 glare standards for increased visual comfort

Available in: White

VOL Series Volumetric Troffers

Ideal for commercial lighting areas such as offices, retail spaces, hallways, healthcare applications, and more. Rigid steel frame mounts to any T-Bar ceiling. Now available in power selectable and colour selectable models.



| | |
|---------|--|
| Watts | 30W, 40W, Selectable* (20W/30W/40W), (30W/35W/40W) |
| Voltage | 120-347V |
| CCT | 35K, 40K, Selectable* (30K/35K/40K) |
| Size | 1'x4', 2'x2', 2'x4' |
| DLC | Standard, Premium* |
| Lumens | 2760-5190 lm |

Canopy Lights

GCL01 Series



Available in: White

Garage Canopy Lights

Horizontal light dispersion for maximum uniform coverage. Optional motion sensor available (sold separately).



| | |
|---------|--------------|
| Watts | 45W, 75W |
| Voltage | 120-347V |
| CCT | 40K |
| Beam | 170° |
| DLC | Premium |
| Lumens | 5958-9558 lm |

CP03 Series



Available in: White

CP03 Series Canopy Lights

Power and colour selectable with a dropped lens for improved beam angle.



| | |
|---------|---|
| Watts | Selectable (20W/30W/40W), (40W/60W/75W) |
| Voltage | 120-347V |
| CCT | Selectable (30K/40K/50K) |
| Beam | 110° |
| Lumens | 2892-9414 lm |

See what our customers are saying about us!

"Great service and easy to follow website!"

- September 2024 Review



"CSC LED keeps our customers happy with great pricing!"

- July 2024 Review



"I enjoy dealing with CSC LED! Amazing, user-friendly website, and quick shipping!"

- July 2024 Review



"I love being able to see a picture of the product, available inventory, pricing, and spec sheets all on the same page!"

- March 2024 Review



"Always friendly staff that help when needed!"

- April 2024 Review



"Staff is friendly, helpful, and knowledgeable!"

- July 2024 Review



Cylinders

WCYL Series

NEW!



Available in: Black

WCYL Series Wall Cylinders

The RGBW model boasts 16 colours and 5 operating modes. Direct and Direct / Indirect models available.



| | |
|---------|--|
| Watts | 30W*, Selectable (7W/10W/15W), (10W/20W/30W) |
| Voltage | 120-277V*, 120-347V |
| CCT | Selectable (30K/40K/50K), RGBW* |
| Lumens | 739-3203 lm |

CYL Series

NEW!



Available in: Black, White

CYL Series Cylinder Lights

Power and colour selectable. Pendant mount kit available (sold separately).



| | |
|---------|------------------------------|
| Watts | Selectable (21W/28W/35W) |
| Voltage | 120-347V |
| CCT | Selectable (27K/30K/35K/40K) |
| Beam | 30° / 40° / 50° / 60° |
| Lumens | 3476 lm |

CLEARANCE: Limited Quantity
Comes with 1-year manufacturer warranty

www.csc-led.com | info@csc-led.com

7

Vapour Proofs

VT Series



Available in: White / Grey

NEMA 4X Vapour Tights

IP66 or IP67, NEMA 4X, and IK10 rated. Power selectable and colour selectable options available. Ideal for parking garages, car washes, industrial applications, food processing plants, paint shops, and other harsh environments.



| | |
|---------|--|
| Watts | 150W, Selectable (15W/20W/25W), (20W/28W/35W), (30W/45W/60W), (70W/80W/90W/105W), (65W/75W/90W/110W), (150W/175W/200W) |
| Voltage | 120-347V |
| CCT | Selectable (35K/40K/50K) |
| DLC | Premium |
| Length | 2', 4', 8' |
| Lumens | 2283-30950 lm |

Security / Work Lights

TWL Series



Available in: Orange

Temporary Work Light

Ideal for subway construction, factory/residential renovations, docks, and more.



| | |
|---------|----------|
| Watts | 100W |
| Voltage | 120V |
| CCT | 50K |
| Beam | 266° |
| Lumens | 12500 lm |

SS Series



Available in: Black, White

SS Series Security Lights

Swivel arms allow for directional light. Includes 180° motion detection and 3 operating modes.



| | |
|---------|----------|
| Watts | 20W |
| Voltage | 120-277V |
| CCT | 50K |
| Lumens | 1815 lm |

T-Grid

T-Grid Series

CLEARANCE



Available in: Silver

T-Grid Integrated Luminaires


Seamless integration into suspended ceilings allows you to create unique lighting designs.



| | |
|---------|--------------|
| Watts | 10W, 20W |
| Voltage | 120-277V |
| CCT | 35K, 40K |
| Length | 2', 4' |
| Lumens | 1300-2600 lm |

Strip Lights

AL Series



Available in: Black, White

AL Series Architectural Linear Strips

Elevate your space by creating your own custom lighting design. Available in direct and indirect models, black and white finishes, and in three different lengths. A variety of accessories available to meet your projects needs.



| | |
|---------|--------------------------|
| Watts | 20W, 40W, 80W |
| Voltage | 120-347V |
| CCT | Selectable (30K/35K/40K) |
| Length | 2', 4', 8' |
| Lumens | 2100-9263 lm |

WR1 Series



Available in: White

WR1 Wrap Fixture

Ideal for commercial and industrial applications. Surface or pendant mount ready.



| | |
|---------|----------|
| Watts | 35W |
| Voltage | 120-277V |
| CCT | 40K |
| DLC | Standard |
| Lumens | 4300 lm |

AL Backlit Connectors

Available in black and white



WR2 Series



Available in: White

WR2 Wrap Fixture

CSC LED's most versatile wrap fixture that meets or exceeds all commercial specifications.



| | |
|---------|------------------------------|
| Watts | Selectable (24W/27W/30W/35W) |
| Voltage | 120-347V |
| CCT | Selectable (35K/40K/50K) |
| DLC | Premium |
| Lumens | 5100 lm |

ST Series

NEW MODELS!



Available in: White

Colour Selectable Linear Strip Lights

Ideal for shops, cove lighting, and general area lighting. Available in multiple lengths with the 4' and 8' models being power selectable. Plug and play row mounting kits available for 4' and 8' models (sold separately).



| | |
|---------|---|
| Watts | 20W, Selectable (20W/30W/40W), (30W/40W/50W), (50W/60W/70W) |
| Voltage | 120-347V |
| CCT | Selectable (35K/40K/50K) |
| DLC | Premium |
| Length | 2', 4', 8' |
| Lumens | 2638-10992lm |

Select 4' Models
Complete With a
Built-in Motion Sensor!

Bollards

BL01 Series



Available in: Black

BL01 Series Bollards

Bases available in three different heights: 19", 35", 42". Visor available (sold separately).



| | |
|---------|--|
| Watts | Selectable 14W (Field Adjustable to 25%, 50%, 75%, 100%) |
| Voltage | 120-347V |
| CCT | Selectable (30K/40K/50K) |
| Lumens | 1680 lm |

CWP05 Series

NEW!



Available in: Bronze

CWP05 Series Wall Packs

Now with power selectable options! Ideal for any outdoor general purpose lighting.



| | |
|---------|---|
| Watts | Selectable (20W/30W/40W), (30W/40W/60W), (45W/60W/80W), (80W/100W/120W) |
| Voltage | 120-347V |
| CCT | Selectable (30K/40K/50K) |
| DLC | Premium |
| Lumens | 3054-17966 lm |

Wall Packs

KWP Series

NEW!



Available in: Bronze, Black, White

Keystone Series Wall Packs

A sleek, modern alternative to classic wall packs with a built-in photocell. Retrofitting made simple and easy.



| | |
|---------|--|
| Watts | Selectable (20W/30W/40W), (40W/60W/80W), (80W/100W/120W) |
| Voltage | 120-347V |
| CCT | Selectable (30K/40K/50K) |
| Lumens | 3649-20914 lm |

CWP04 Series

WHILE SUPPLIES LAST



Available in: Bronze

CWP04 Series Wall Packs

Ideal for entryway and exterior security lighting, with easy installation and maintenance.



| | |
|---------|--------------------------|
| Watts | 40W, 80W, 120W |
| Voltage | 120-347V |
| CCT | Selectable (30K/40K/50K) |
| DLC | Premium |
| Lumens | 5623-16942 lm |

CWPS Series

NEW ACCESSORIES!



Available in: Bronze

Slim Classic Wall Packs

Power and colour selectable. New slim, streamlined design with quick and easy installation.



| | |
|---------|--|
| Watts | Selectable (20W/30W/40W), (40W/60W/80W), (80W/100W/120W) |
| Voltage | 120-347V |
| CCT | Selectable (30K/40K/50K) |
| DLC | Premium |
| Lumens | 2986-16420 lm |

CWP03 Series

CLEARANCE



Available in: Bronze

CWP03 Series Wall Packs

Ideal for exterior and entryway lighting. Features a durable die-cast aluminum body with a bronze finish.



| | |
|---------|---------------------|
| Watts | 40W, 60W, 80W, 120W |
| Voltage | 277-480V |
| CCT | 40K, 50K |
| Lumens | 5587-17113 lm |

"These wall packs are phenomenal! They're super bright. We will use them again."

- Verified Purchaser

Wall Packs

AWP04 Series



Available in: Bronze

Architectural Wall Packs

Ideal for building entrances, multi-use facilities, apartment buildings, schools, and more.



| | |
|---------|---|
| Watts | Selectable (10W/20W/30W/40W), (50W/60W/70W/80W), (60W/80W/100W/120W)* |
| Voltage | 120-347V |
| CCT | 40K*, Selectable (30K/40K/50K) |
| DLC | Premium |
| Lumens | 5059-15960 lm |

AWP03 Series

CLEARANCE



Available in: Bronze

Architectural Wall Packs

Versatile wall pack with a slim profile that fits almost any outdoor lighting application.



| | |
|---------|---------------------|
| Watts | 40W, 120W* |
| Voltage | 120-277V, 120-347V* |
| CCT | 40K |
| DLC | Premium |
| Lumens | 5155-15701 lm |

"Easy installation, adjustable head, covers all voltages. Great product!"

- Verified Purchaser

DWS Series

WHILE SUPPLIES LAST



Available in: Bronze, Black

Decorative Wall Sconces

Choose from 3 covers to create your custom look. Suitable for indoor or outdoor applications.



| | |
|---------|----------|
| Watts | 15W |
| Voltage | 120-277V |
| CCT | 30K, 40K |
| Lumens | 1300 lm |



DWS-C1



DWS-C2

MWP04 Series



Available in: Bronze, Black

Mini Wall Packs

Ideal for security lighting, commercial entrances, stairways, perimeter areas, and more.



| | |
|---------|--------------------------|
| Watts | Selectable (10W/15W/20W) |
| Voltage | 120-347V |
| CCT | Selectable (30K/40K/50K) |
| DLC | Premium |
| Lumens | 1322-2749 lm |

RWP02 Series

WHILE SUPPLIES LAST



Available in: Black

Rotatable Wall Packs

Use as an uplight, downlight, or flood light with the two 270° rotatable modules.



| | |
|---------|--------------------------|
| Watts | 40W, 80W |
| Voltage | 120-277V |
| CCT | Selectable (30K/40K/50K) |
| DLC | Premium |
| Lumens | 5077-9268 lm |

WPX Series



Available in: Black, White*

WPX Wall Packs

Ideal for outdoor wall-mount applications such as commercial, industrial, or hospitality buildings.



| | |
|---------|--------------------------|
| Watts | 30W, 50W, 80W, *120W |
| Voltage | 120-347V |
| CCT | Selectable (30K/40K/50K) |
| DLC | Premium |
| Lumens | 3764-14499 lm |

CLEARANCE: Limited Quantity
Comes with 1-year manufacturer warranty

DISTRIBUTORS

Contact your regional sales agency to learn more about our products and services

ELECTRICIANS

Contact your regional sales agency to find your nearest electrical wholesaler

Sales Agencies Representing CSC LED Across Canada

BC Sales Agency

KWASALES LTD.

www.kenwattassoc.com
(604) 576 - 2838
info@kenwattassoc.com

AB/SK Sales Agency



www.sensibleadaptive.com
(403) 869 - 8252
krista.sherven@sensibleadaptive.com

MB Sales Agency



www.tmcsales.ca
(204) 837 - 5036
orders@tmcsales.ca

ON Sales Agency



www.roneymk.com
(905) 595 - 1344
sales@roneymk.com

QC Sales Agency



www.agencericard.com
(514) 838 - 5625
info@agencericard.com

NL Sales Agency

RWM Enterprises Ltd.

Bob Myers, P.Tech, LC
(709) 682 - 4012
bmyersptech@bellaliant.com

Maritimes Sales Agency



www.catalystsales.ca
(902) 266 - 3899
info@catalystsales.ca

Follow Us on Social Media

Instagram
[@cscledcorp](https://www.instagram.com/cscledcorp)



Facebook
[@CSC LED](https://www.facebook.com/CSC.LED)



LinkedIn
[@CSC LED](https://www.linkedin.com/company/CSC.LED)





Our Vision is to be the best and most reliable business partner your company has

Our mission is to support our business partners in the industrial and commercial construction sector with persistent communication and collaboration.

CSC LED, formerly known as Earth-line SSL, has been in the LED business since 2005. We partner with our electrical wholesale customers and provide affordable and reliable LED products that are made with only the best LED chips, drivers, and thermal management.

What makes us different from our competitors?

- We understand the business from the perspective of all parties involved - distributors, sales representatives, electricians, contractors, etc.

We have a diverse team of professionals on staff who understand and have experience in the industry and are therefore able to provide our customers with the best products, service, and support.

- We partner with our customers to ensure a mutually beneficial relationship.

We provide back-end tools and support to make our wholesale customer's jobs easier, including online access to pricing and inventory levels 24/7.

- We have been in the industry for over 18 years.

We have outlasted our warranties - not many of our competitors can boast this!

What's different about our products?

- Tier 1 quality products at competitive price points.
- Our products use the same LED light engines, the same quality drivers, and the same castings and powder coat finishes as many of the higher priced products in the marketplace.

High quality products, competitive prices, and great customer service!



FL05-100W-3P-3CCT-UD-BZ

"COMPACT AND UNIVERSAL!"



"Amazing new model! It's multi voltage, wattage, and CCT, and available in white, black, or bronze. Stocking this product is an easy choice!"

-Verified purchaser

LHB04-295W-3P-3CCT-UD-WH

"DIAL IT IN!"



"What a great fixture lineup...easier than ever to install and the flexibility allows you to dial in the best outputs for the job. Managing expectations just got easier."

-Verified purchaser

AL4-DI-40W-3CCT-UD

"GREAT LOOK!"



"These fixtures provide a really great look and elevate your lighting to the next level. Great for showrooms!"

-Verified purchaser

Share Your Experience!

We value your opinion! Have you recently experienced our products or services? We'd love to hear about it. Your feedback helps us improve and ensures we continue to meet your needs.

BC WAREHOUSE

1140-2375 Fremont St
Port Coquitlam, BC V3B 0N9
(778) 730-0448

AB WAREHOUSE

13-2355 52 Ave SE
Calgary, AB T2C 4X7
(403) 907-0212

ON HEAD OFFICE

8-540 Jamieson Pkwy
Cambridge, ON N3G 0G5
(519) 880-9833

Contractors: Please contact your preferred electrical wholesaler for more information and to place your order

The information provided in our print catalogues and on our website have been gathered and assembled with every effort made to verify the accuracy of the content; however, mistakes can happen. The information in this document is subject to change without notice.

If you have any questions or comments, please reach out to us at marketing@csc-led.com